

I19



Hang height till 12m

Hang height till 8m

Hang height 4-6m

90° beam angle

IL 240

IL 120-200

IL 80

### Specificaties / Specifications:

<b>Industry Light</b> 8.000 LUMEN <b>80W</b>	<b>Industry Light</b> 12.000 LUMEN <b>120W</b>	<b>Industry Light</b> 16.000 LUMEN <b>160W</b>	<b>Industry Light</b> 20.000 LUMEN <b>200W</b>	<b>Industry Light</b> 24.000 LUMEN <b>240W</b>	<b>Modular</b> per <b>40W</b>
IP65 IK10	Power Factor <b>0,95</b>	Operating Temp. -35°C ~ +50°C	<b>MW</b> MEAN WELL LED Driver	<b>5 year</b> Warranty 50.000h	

### Producttoepassingen / Product applications:

<b>4000K</b> <b>6000K</b>	<b>Magazijn</b> <b>Warehouse</b>	<b>Aanlichting gebouwen</b> <b>Illuminating buildings</b>	<b>Productie</b> <b>Production</b>
------------------------------	-------------------------------------	--	---------------------------------------



**10-12m RetroFix**  
240W Industry Light

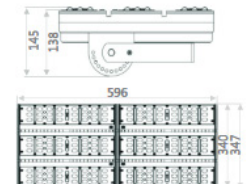
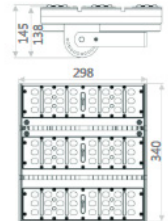
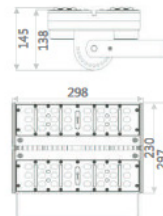
**5-8m RetroFix**  
120-200W Industry Light

**4-6m RetroFix**  
80W Industry Light

LED Wattage	Installation Height	Lumen/Watt (LED chips)	Lumens	Conventional Wattage	Energy saving	Saving	Lifetime (L70)
240W	till 12m	100	24.000 lm	540W	290W	54%	50.000 h

LED Wattage	Installation Height	Lumen/Watt (LED chips)	Lumens	Conventional Wattage	Energy saving	Saving	Lifetime (L70)
200W	till 8m	100	20.000 lm	540W	340W	54%	50.000 h
160W	till 8m	100	16.000 lm	330W	170W	52%	50.000 h
120W	till 8m	100	12.000 lm	330W	210W	64%	50.000 h

LED Wattage	Installation Height	Lumen/Watt (LED chips)	Lumens	Conventional Wattage	Energy saving	Saving	Lifetime (L70)
40W	till 6m	100	4.000 lm	200W	160W	80%	50.000 h



\* 5 Year Warranty: operating hours: ≤14 hours a day / 6 days per week  
3 Year Warranty: operating hours: >14 hours a day / 6 days per week