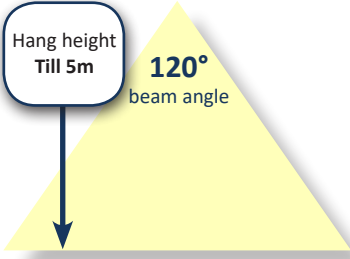


Premium LED Panel

110 LM/W - 40W - 3000 / 4000 / 6000K

18



Specifications / Specifications:

20W 30x60 2200 LUMEN	40W 60x60 4400 LUMEN	40W 30x120 4400 LUMEN	3 / 5 year** Warranty	Suspension Kit available	Surface Mounting Kit available
CRI 80>	Power Factor 0,95	100-240 Volt	Temp -20 ~ +40 C	Also 0-10V Dimmable available	UGR <19 available

Producttoepassingen / Product applications:

Warm White 3000-3500K	Neutral White 4000-4500K	Cold White 6000-6500K	Kantoren Offices	Showrooms	Zorg Healthcare
---------------------------------	------------------------------------	---------------------------------	----------------------------	------------------	---------------------------

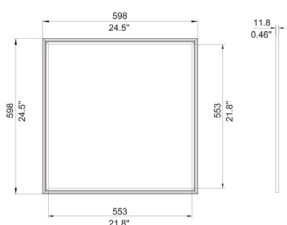


Premium LED Panel
110 LM/W

Also 0-10V Dimmable available


LED Wattage	Dimensions	Lumen	Lumen/Watt	Conv. Wattage (incl CVSA)	Energy saving	Saving	Lifetime
20W	30x60	2200	110	2x22W	24W	55%	50.000 h
40W	60x60	4400	110	4x22W	48W	55%	50.000 h
40W	30x120	4400	110	2x43W	46W	54%	50.000 h

60x60



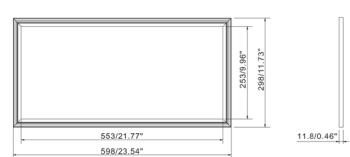
All dimension tolerance is ±0.5mm unless otherwise noted.

30x120



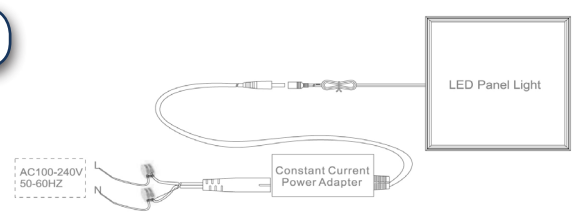
All dimension tolerance is ±0.5mm unless otherwise noted.

30x60



All dimension tolerance is ±0.5mm unless otherwise noted.

Installation



* Lumens are nominal values. Capacity and Lumens have a tolerance of +/- 5-10%.
 ** 5 Year Warranty: operating hours: ≤14 hours a day / 6 days per week
 *** 3 Year Warranty: operating hours: >14 hours a day / 6 days per week